

THE DEAN TRUST

Forest Gate Academy

Starting School Information for Parents
Nursery Class Welcome Meeting
September 2020

Key Members of Staff



Executive Headteacher = Miss A. Edwards

Head of School = Mrs K. Higginson

EYFS Leader= Mrs C Donaghy

Class Teachers

Nursery = Miss Rothwell

Reception = Mrs Donaghy

Teaching Assistants/Nursery Nurses = Miss Stout Miss Taylor

SENCO = Miss S. Layton

Office Manager = Mrs R McDermott

Meet the EYFS team



Ms Donaghy
Reception
Teacher



Miss Smith
Reception TA



Miss Rothwell
Nursery
Teacher



Miss Rothwell
Nursery TA

What is Foundation Stage ?



Foundation Stage is from beginning of Nursery to the end of Reception and has its own separate curriculum.

The curriculum is play based where the children investigate and explore with hands on and practical activities which promotes the children to become and continue to be independent learners.

There are 7 areas of learning within the EYFS and all the teaching that we do relates to these areas.



What is Foundation Stage ?

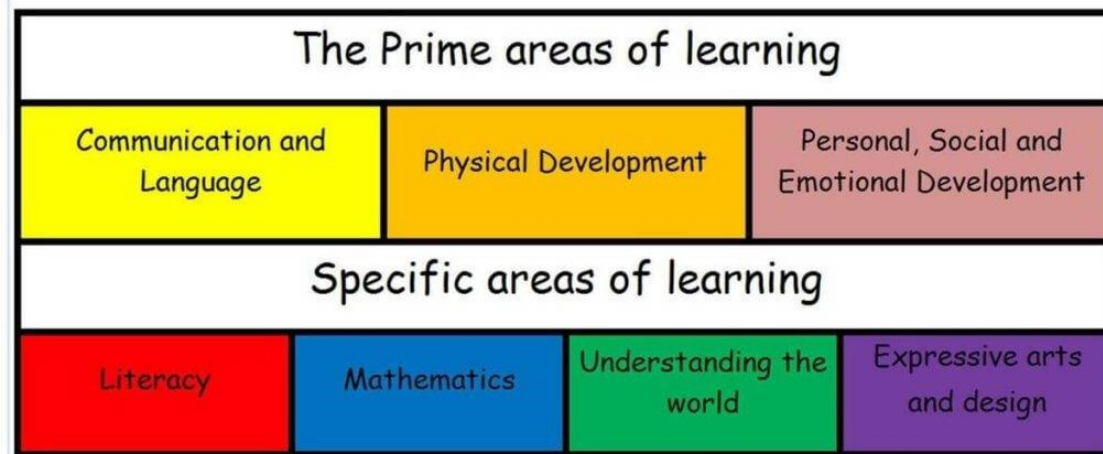
- ▶ The Prime areas are Communication & Language, Personal Social and Emotional Development and Physical Development.
- ▶ These are the most important areas of learning and when these areas are developing well, we then move on to concentrate on the specific areas of learning which are: Literacy, Maths, Understanding the World and Expressive Art and Design.

The Prime areas of learning			
Communication and Language	Physical Development	Personal, Social and Emotional Development	
Specific areas of learning			
Literacy	Mathematics	Understanding the world	Expressive arts and design



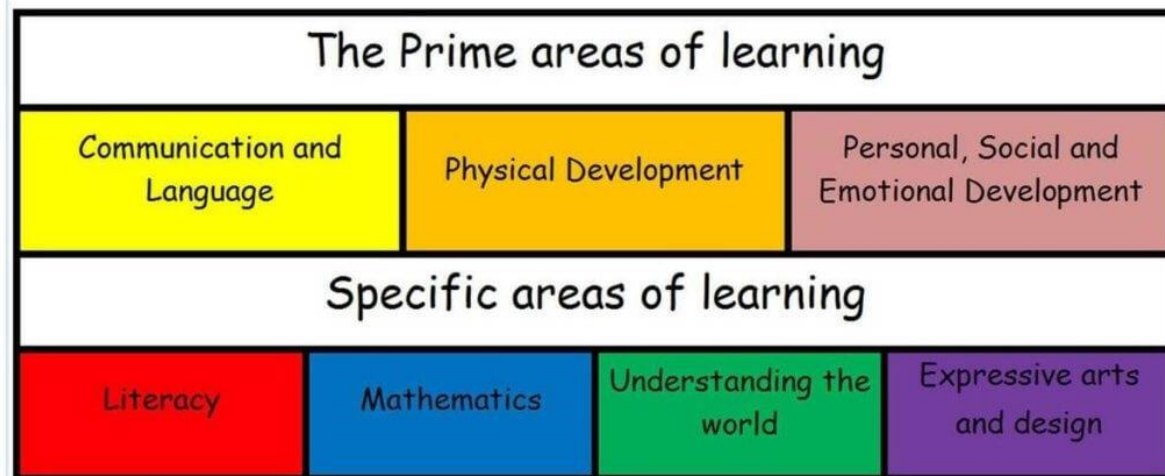
What is Foundation Stage?

- ▶ In Nursery the children will explore all areas of the curriculum across the classroom but our key focus is the prime areas.
- ▶ We strive to support children to become increasingly independent, offer them a breadth of experiences and support them to develop a solid skill foundation ready for Reception.



What is Foundation Stage?

- ▶ Within each of these 7 areas there are statements of learning which all lead into a final statement called the Early Learning Goal. This is what all the children work towards and this is classed as a good level of development at the end of Reception.
- ▶ Our aim in Nursery is to give them a strong foundation, ignite their love of exploration and learning and prepare them to flourish going into Reception and beyond.



The classroom

- ▶ The classroom is divided into areas e.g. writing/ craft area, construction, playdough, role play, small world, sand, water, computer area, book area, maths etc.
- ▶ These areas are regularly enhanced in relation to our Focus topics to engage the children fully and are accessed daily.
- ▶ We also access the outdoor area daily and this promotes the children's physical skills. We take many elements of our indoor learning outside e.g. writing, maths, role play and construction. These are on a larger scale than indoors.
- ▶ The children go outside every day come rain or shine, so it is really important that the children wear suitable school shoes everyday and brings a coat even if it looks like a warm day. Wellies are provided for wet weather or children can bring their own.



A little about us...

- ▶ In Nursery we teach in small focus groups and the rest of the time children will be in the continuous provision areas (planning time) where they can engage in different activities and expand on their learning as well as discuss different areas and strategies with peers. These are planned around the statements of learning and around the children's interests.
- ▶ If we do have concerns or a child is finding a particular area of learning tricky then they may join an intervention group which is led either by a teacher or a TA. This helps them to become more confident within the area and takes place 2-3 times a week. The children will also work 1-1 with an adult where required.




A little about us...

- ▶ In Nursery we offer part time (15 hour) and full time Nursery places.
 - ▶ Morning Nursery: 8:45-11:45 am
 - ▶ Afternoon Nursery: 12:05- 3:05 pm
 - ▶ Full time Nursery 8:45-3:05 Pm
-
- ▶ 30 hour funding is subject to eligibility. We cannot confirm your child has the place until you pass on the confirmation code you will receive from Trafford.
 - ▶ Alternative full time place through opting to pay for additional 15 hours each week at a cost of £4.50 per hour.



Pick up and drop off routine for September...

- ▶ Morning and full time Nursery to be dropped off via Nursery Door at 8:45am.
 - ▶ Morning Nursery to be collected from the school office doors at 11:45 am.
 - ▶ Afternoon Nursery to be dropped off at the school office at 12:05pm.
 - ▶ Afternoon Nursery and full time Nursery to be collected from Nursery door at 3:05 pm.*
- 

Example timetable



Day	8.45-9.10	9.10 – 9.40		9.40-11.20	11.25-11.45	11.45-12.45	12.45 -1.15	1.15 -2.40	2.40-3.05	
Monday	Self reg/C P	Dough Gym/Funky Fingers/5 a day	Carpet Time (Literacy/Numeracy/PSED/UTW)	Continuous provision/Objective led planning	Carpet Time (Literacy/Numeracy/PSED/UTW)	L	Carpet Time (Literacy/Numeracy/PSED/UTW)	Continuous provision/Objective led planning	Carpet Time (Literacy/Numeracy/PSED/UTW)	
Tuesday	Self reg/C P	Pe in the Hall		Singing	Continuous provision/Objective led planning	Carpet Time (Literacy/Numeracy/PSED/UTW)	U	Carpet Time (Literacy/Numeracy/PSED/UTW)	Continuous provision/Objective led planning	EYFS/KS1 Values Assembly 2.45-3.00
Wednesday	Self reg	Dough Gym/Funky Fingers/5 a day	Carpet Time Literacy/Numeracy/PSED/UTW	Continuous provision/Objective led planning	Carpet Time (Literacy/Numeracy/PSED/UTW)	N	Carpet Time (Literacy/Numeracy/PSED/UTW)	Continuous provision/Objective led planning	Carpet Time (Literacy/Numeracy/PSED/UTW)	
Thursday	Self reg/C P	Dough Gym/Funky Fingers/5 a day	Carpet Time Literacy/Numeracy/PSED/UTW	Continuous provision/Objective led planning	Carpet Time (Literacy/Numeracy/PSED/UTW)	C	Carpet Time (Literacy/Numeracy/PSED/UTW)	Continuous provision/Objective led planning	Carpet Time (Literacy/Numeracy/PSED/UTW).	
Friday	Self reg/C P	Dough Gym/Funky Fingers/5 a day	Carpet Time (Literacy/Numeracy/PSED/UTW)	Continuous provision/Objective led planning	Carpet Time (Literacy/Numeracy/PSED/UTW) 11:30-11:45 Celebration Assembly	H	Singing	Continuous provision/Objective led planning	2-2:45 Pe in the Hall Celebration Assembly 2:45-3:00	

Reading

- ▶ Before children learn to read they need to have good listening, attention and concentration skills and good speaking skills.
- ▶ In Nursery the children spend much of their time developing the skills below:
 - Environmental sounds
 - Instrumental sounds
 - Body percussion
 - Rhythm and rhyme
 - Alliteration
 - Voice sounds
 - Oral blending and segmenting




Blending and segmenting

- Blending is a skill needed for reading. To read an unknown word, children sound out the word by saying each sound separately and then squashing (i.e: blending) the sounds together e.g. d - o - g = dog
- Segmenting is a skill needed for spelling. To spell a word children need to break it up into its separate sounds
e.g. dog = d – o – g

These skills are taught orally before the children are introduced to letters. Only when children can do this orally are they ready to be formally taught to read. Children often acquire writing skills later than reading as so many other skills are needed as well e.g. Fine motor control, forming letters, remembering letter shapes etc. We strive to support and nurture the breadth of children's skills so they can continue to flourish going into Reception.

Celebrating Stories:

- ▶ In Nursery we aim to nurture children's passion for stories. Children have daily story time and lots of our topics stem from key texts and stories.
- ▶ We also send home a weekly storybook for you to read to your child.
- ▶ Reading stories repeatedly helps children to not only develop their vocabulary but also helps to develop their listening and attention, develops their knowledge of story structures and story language and develops their imaginations.



Celebrating Stories:



Below is a video further explaining the importance of reading with your child regularly and some top tips of how to make the most of your quality story time 😊




Maths



In the EYFS maths is taught everyday during carpet sessions and children are encouraged to choose maths activities in their play.

In Nursery we focus on 1-1 counting, number recognition as well as developing children's understanding of shape, space and measure.


Maths

- ▶ In the EYFS we use a mastery maths approach to encourage the children to reason and problem solve.
 - ▶ We develop their thinking skills through questioning e.g:
 - ▶ How do you know?
 - ▶ Prove it?
 - ▶ How is this the same/different?
 - ▶ Can you show me another way?
- 


Homework

- ▶ Nursery children have a homework book in which we ask the children to draw a picture of something they have enjoyed doing at the weekend and we then ask parents to write what the children have been doing underneath. The children will share their homework with their class on Monday during news-telling time.
- ▶ Children also have a home school reading diary. We kindly ask that you read the weekly story book we will send home regularly with your child and make a note of it in their diary. We will collect and change your child's book every Monday.


EEXAT

- ▶ We constantly observe and assess against the learning statements and goals and record these on a computer programme called EEXAT. The assessment tools allow us to see where the children's level of development was when they started EYFS and track their progress through the year.
 - ▶ Parents can download the EEXAT app which will enable us to send you photos and written observations of your children. Parents can also send their own observations and photos of their children learning at home which helps us celebrate their successes at home and gives us an even richer picture of your child.
- 

New Evidence!

 Early Excellence
Assessment Tracker

DashboardTrackerEvidenceReports ▾ChildrenHistorical ▾Moderation




View Evidence

PrintSubmit for ModerationBack to EvidenceEdit Evidence

Uploaded by: Louise Jackson Senior Management / EYFS Lead

Image



Observation Note

Miles used an ink pen and watercolour paints to create his picture of the carnations. Before he started, Miles spent time looking in detail at the shape, form and structure of the cut flowers using the light box. He compared the size and shapes of the petals and noticed the change in colours. He selected five flowers from the light box collection which he wanted to recreate. Showing attention to detail and intense concentration, Miles worked on the line drawings of each flower.

Statements

P&E > Curiosity 55 - 60 months

P&E > Representing Experiences 61 - 66 months

EAD > Exploring & Using Media & Materials 61 - 66 months

PD > Moving & Handling 61 - 66 months

Tagged Children

Miles Davis1

Share With Parent

Miles Davis1

Tag to Learning Journal Shortlist & Share With Parent

Comments

These are shown when evidence is shared with parents

Type your comment here

Post Comment

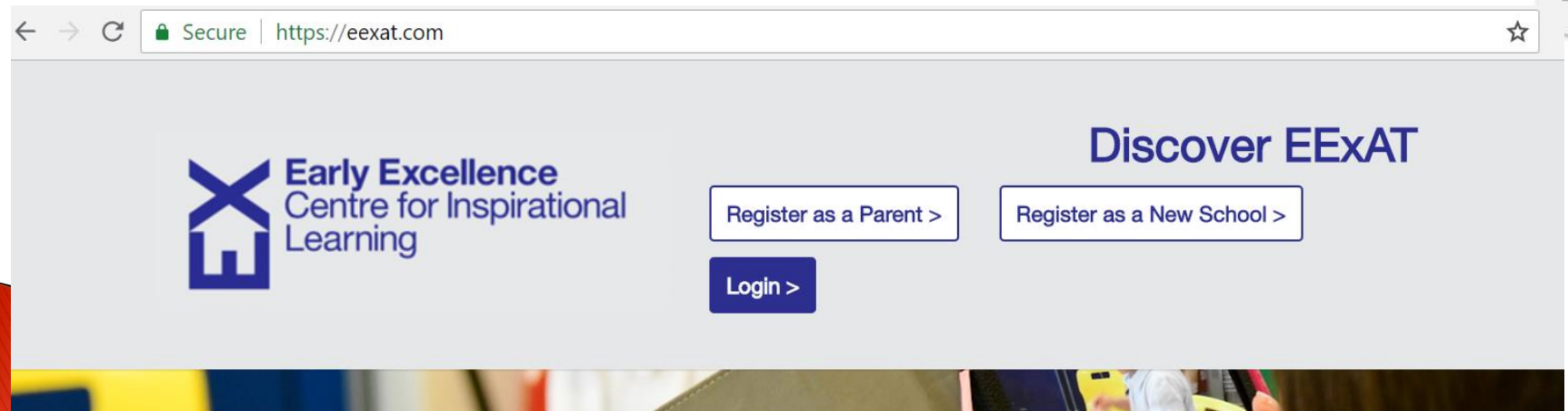
Uploaded: 11/09/2017

This is an example of how a shared observation will look on EExAT.

Your child's teacher will give you a unique access code that will allow you to view the learning journal. Please keep this safe until you have activated this code.

<p>Philippa Allen</p> <p>DOB: 01/01/2013</p> <p>SQDTSL-5821F71966BD8-Q168TH</p>	<p>William Berg</p> <p>DOB: 26/01/2015</p> <p>6EFGH1-57E13A403EFC0-47IW4E</p>
-------------------------------------------------------------------------------------	-----------------------------------------------------------------------------------

Once you have the code. Go to eexat.com to register your details



Uniform



- ▶ We believe that the wearing of school uniform helps a child identify with the school and their peers, it also has practical and financial advantages.
- ▶ **Boys**
- ▶ Grey trousers/ shorts
- ▶ Burgundy sweatshirt with Dean's Trust logo
- ▶ White polo shirt with Dean's Trust logo
- ▶ Black shoes
- ▶ **Girls**
- ▶ Grey skirt/ trousers or dress
- ▶ Burgundy sweatshirt or cardigan with Dean's Trust logo
- ▶ White polo shirt with Dean's Trust logo
- ▶ Summer dress (red gingham)
- ▶ Black shoes (not laces)
- ▶ All children will be expected to wear sensible **BLACK SHOES**. Children not wearing adequate footwear will be asked to wear their PE pumps instead– not trainers of choice from home.
- ▶ **Nursery do not have a PE KIT**
- ▶ ***PLEASE NOTE THAT ALL ITEMS OF CLOTHING SHOULD BE CLEARLY MARKED WITH YOUR CHILD'S NAME.SCHOOL WILL NOT TAKE RESPONSIBILITY FOR LOST ITEMS***

Uniform



- ▶ No earrings or jewellery is permitted.
- ▶ Long hair must be tied up with plain hair accessories.
- ▶ Nail polish or tattoos are not permitted.
- ▶ Toys and personal items should not be brought to school as they can easily get lost or broken.

Snack and Lunchtimes



All children receive free milk and snack

Free fruit and milk is provided daily for all children. Water is available at all times.

Full time nursey children will have lunch at school:

- Hot school dinner: (£2.20)**
- Packed Lunches**

We have a healthy eating policy. Children are not allowed to bring fizzy drinks, sweets, chocolate bars or energy drinks. One small cake or chocolate biscuit is okay.

The Role of Parents



We aim to become partners with parents, as together we seek the child's optimum growth. We aim to provide a happy, safe, secure and stimulating environment with opportunities for children to enjoy learning and build good relationships with others.

Please feel free to discuss any worries or aspirations you may have regarding your child, as we have a common goal - the best for each child. Below is a list of things we think are important for parents to do.

- *Set aside some time each day to talk and listen to your child and encourage a positive attitude towards school.
- *Find out what's happening by attending meetings, parents evening, open days and events.
- *Ensure your child is properly equipped for school. Please make sure **every** item of clothing is labelled, including PE kit. If clothing is not labelled we can not guarantee its safe return if misplaced.
- *Make sure you and your child are aware of the school rules and values and that they are respected.
- *Keep the school informed about any factors that may affect your child's performance and well being at school.

How to Prepare your Child for School.



On starting school, it would be helpful if you could encourage and support your child to learn how to complete the following.

- 1) Put on and take off their own coat, shoes and socks.
- 2) Become increasingly independent with self-care i.e:
Go to the toilet, wipe themselves and wash their hands.

Starting Nursery class in September:

- ▶ We are really looking forward to your children starting in Nursery class in September 😊
- ▶ We are mindful starting Nursery is a big step typically but increasingly in the wake of Covid and some children may be very apprehensive. We will therefore be introducing the children to the school routine in smaller groups to best settle and reassure them. We want their starting Nursery to be a positive experience 😊

*The settling in timeframe is flexible to respond to the differing needs of children and their families. *



Concerns....We're here to help!

Come and speak to the teacher. We will always help where we can and look into your concerns.

Before / after school is usually the best time although sometimes we may have to arrange an appointment time due to staff meetings, clubs and training sessions.

Useful contacts:

Mr Wilmott (Attendance & Punctuality)

Miss Layton (Special Needs)

Mrs Marsh (Safeguarding)

If you're not sure who is best to deal with your concern then please see the main office staff and they will point you in the right direction. Most issues will be dealt with by the class teacher.

THANK YOU!