



THE DEAN TRUST  
Forest Gate Academy

---



TAPESTRY  
ONLINE LEARNING  
JOURNAL

# Tapestry Online Learning Journal

---

Tapestry Parent Introduction 2023

# What is Tapestry?

---

- ▶ Tapestry is an online learning journal system (its our home-school sharing platform in the EYFS).
- ▶ There is an app and browser version available
- ▶ We use it to record children's key learning and development using tablet devices and it helps to inform our assessments.
- ▶ You are set up as parents/carers with your own secure logins so you can view, comment on and add your own observations about your child.

# Why are we using Tapestry?

---

- ▶ It creates a two way communication between us (the staff), and you (the parents/guardians/carers)
- ▶ We will upload media, meaning you can see pictures and videos of what your child is really up to whilst they are with us
- ▶ There are greater opportunities to extend your child's learning at home – you can view next steps, add your own observations and communicate with us whenever you like
- ▶ Unlike a physical, hard copy book, it's easy to share with groups of relatives, such as extended families, separated parents and relatives living overseas

# Why are we using Tapestry?

---

- ▶ As an academy we use Tapestry as one of several ways to inform our assessments.
- ▶ We observe and record key moments in your child's development.
- ▶ This is a quick outline of how we do this for your information:
  1. We write a record of what we saw your child do.
  2. We try to quote the child accurately using the exact language that he/she used.
  3. Sometimes we also note the progress or comment on the learning demonstrated.
  4. Sometimes we will write next steps so you know what to focus on with your child at home.

# How is the data kept safe?

---

- ▶ A password is required to access Tapestry, remember the stronger the password you set, the more secure your account is
- ▶ You are linked manually to your child/children so you can only view observations for them
- ▶ For more information about Tapestry security you can go on their website <https://tapestry.info/security.html>

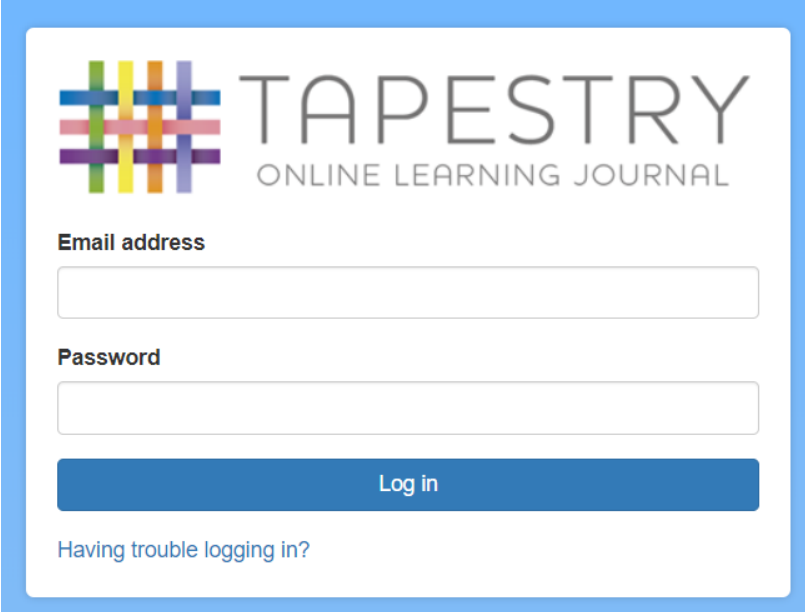


# Logging in

- ▶ An initial login link to Tapestry has been sent to your email address.
- ▶ You need to click this link to activate your account where you will create your own password.

You can reset your password by email if you forget it )

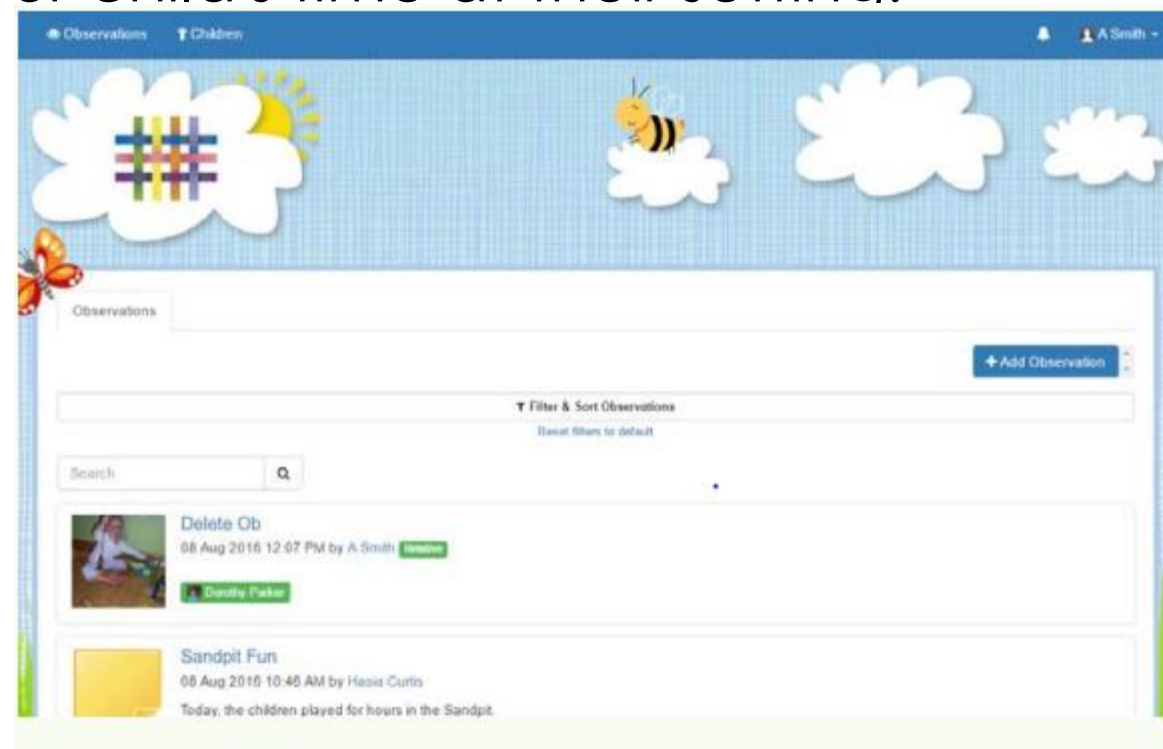
- ▶ For future times you will need to go to this URL to log in: <https://tapestryjournal.com/> Alternatively you can search for Tapestry through Google or download and login via the tapestry app.



The screenshot shows the login interface for Tapestry Online Learning Journal. It features the logo at the top left, followed by the text "TAPESTRY ONLINE LEARNING JOURNAL". Below this are two input fields: "Email address" and "Password". A blue "Log in" button is positioned below the password field. At the bottom, there is a link that says "Having trouble logging in?".

# Observations

- Once you have successfully logged in you will be taken to the home page. Here you will be able to see your child's observations in chronological order. It is likely that the first time you log in there won't be very many, but this list will grow throughout your child's time at their setting.



# Observations

- ▶ An observation may have a photo(s)/videos/audio files attached. Underneath the media you will see the notes, so the actual observation. Often we may add a next step which help guide how to support your child's learning at home.
- ▶ You are also be able to add comments the observation.
- ▶ You will not receive daily observations. We use Tapestry to record key wow learning moments for your child and encourage you to share the same about them from home.
- ▶ Sharing observations with us also helps us get to know your children and celebrate in their successes.

## Listening to a story

Authored by Emily Tapestry added 17 Apr 2017 11:47 AM

Like

Export



Tapestry Nursery has given you permission to download these photos and videos

### Notes

This morning, after we had all tidied up, we sat on the number carpet where one of our teachers read a story about a little girl who is searching for a star. ( Laura's Star). We all listened really well and discussed various aspects of the story. We each made our own predictions of what might happen next and how we think the story might end

### Comments

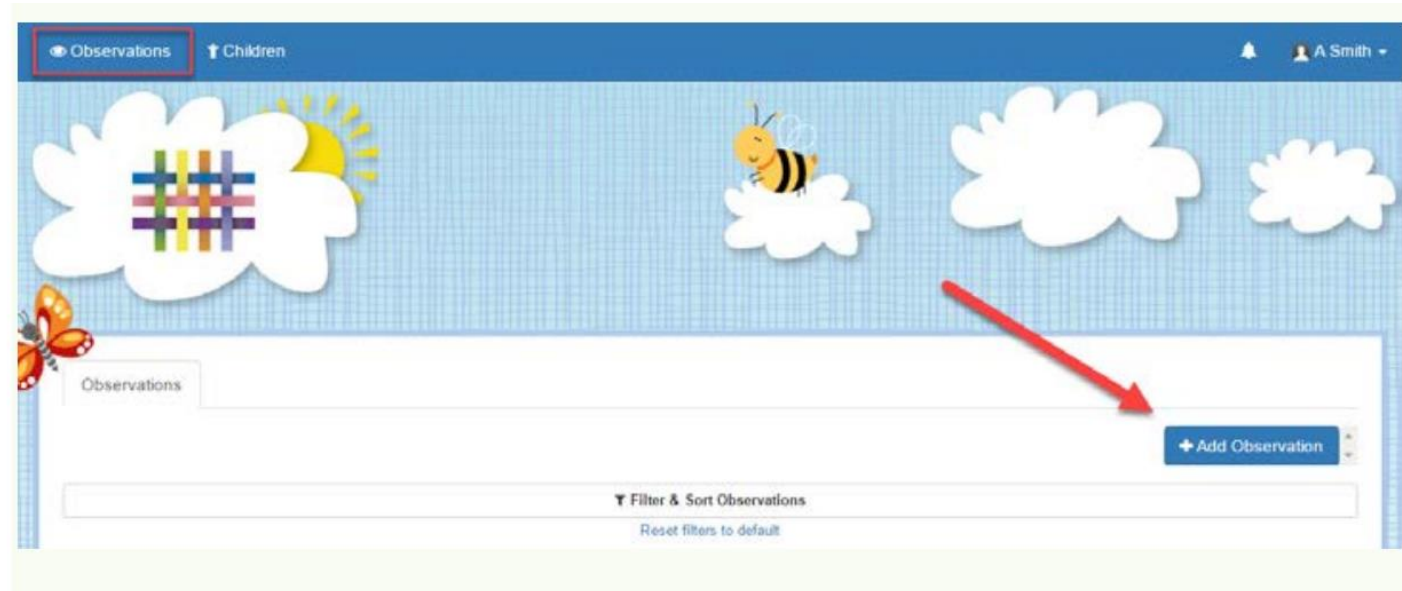
Add a comment

Add Reply



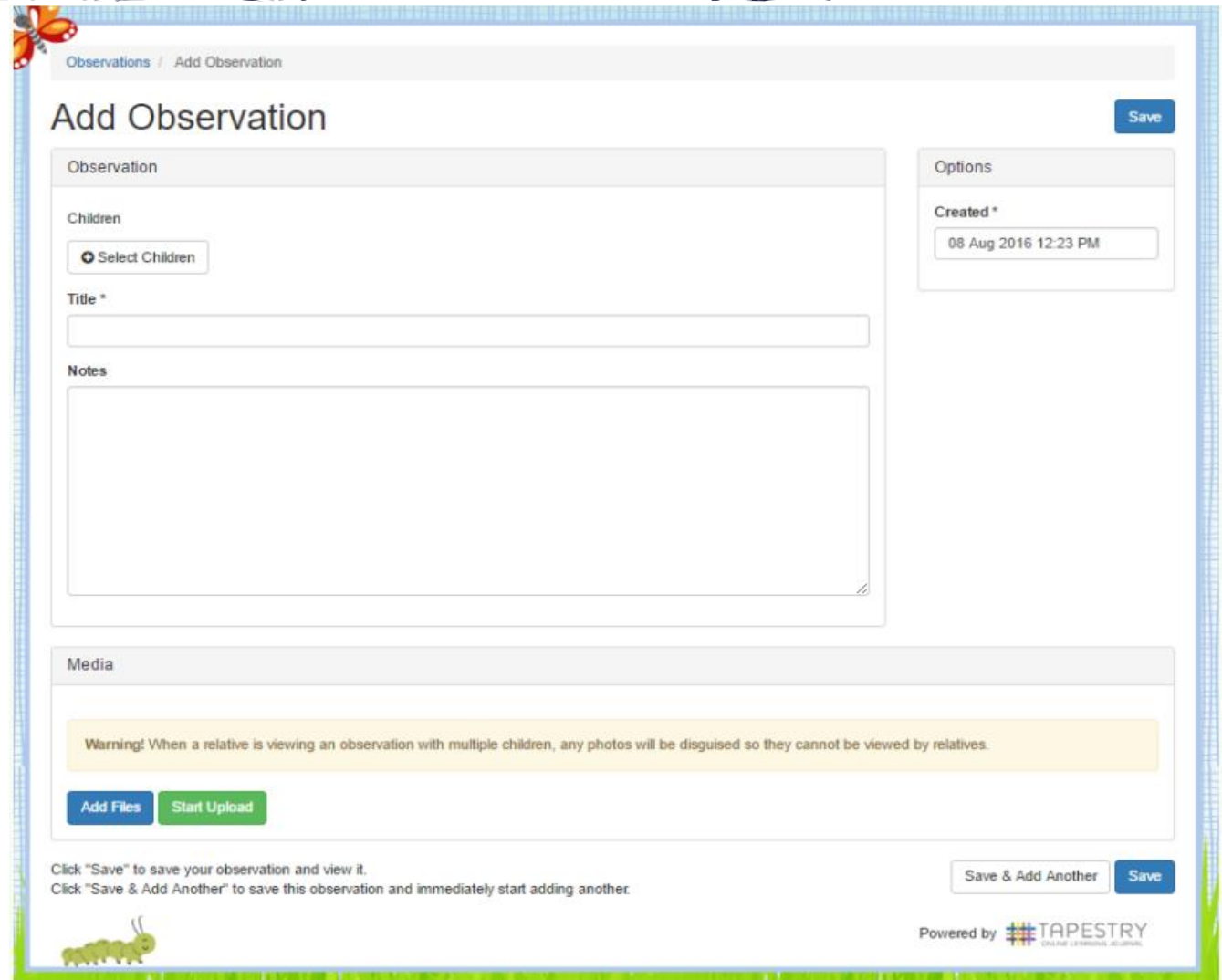
# Adding your own Observations

- There will be times when you want to add observations to Tapestry. These can then be seen by your child's key person at their Setting and used to make assessments, or just as a contribution to the journal. In order to add an observation, you first need to click on the blue 'Add Observation' button. This can be found on the home 'Observations' tab



# Adding your own Observations

- Once you have clicked on it, you will be taken to the page shown below. Here you will need to pick your child/children from the drop down list, add a title, and then you can add some notes and media. Don't forget to press 'Save' at the end



The screenshot shows the 'Add Observation' form in the Tapestry Online Learning Journal. The form is titled 'Add Observation' and has a 'Save' button in the top right corner. It is divided into several sections: 'Observation' (containing 'Children' with a 'Select Children' button, 'Title \*' with a text input field, and 'Notes' with a large text area), 'Options' (containing 'Created \*' with a date/time field showing '08 Aug 2016 12:23 PM'), and 'Media' (containing a warning message and 'Add Files' and 'Start Upload' buttons). At the bottom, there are instructions to click 'Save' to save the observation and view it, or 'Save & Add Another' to save and immediately start adding another. The Tapestry logo is in the bottom right corner.

Observations / Add Observation

## Add Observation

Save

Observation

Children

Select Children

Title \*

Notes

Options

Created \*

08 Aug 2016 12:23 PM

Media

Warning! When a relative is viewing an observation with multiple children, any photos will be disguised so they cannot be viewed by relatives.

Add Files Start Upload

Click "Save" to save your observation and view it.  
Click "Save & Add Another" to save this observation and immediately start adding another.

Save & Add Another Save

Powered by TAPESTRY  
ONLINE LEARNING JOURNAL